


## Signed Declaration Form by ULB for Swachh Vayu Sarvekshan 2024 -25


| 1.           | Measures to abate emissions from biomass/ municipal solid waste burning                                 | Value         |
|--------------|---|---------------|
| Component 1a | % of solid waste collected against generated  |               |
| a.           | Total Solid Waste generated (Tonnes/day)  | 290           |
| b.           | Total Solid waste collected (tonnes/day)  | 290           |
| c.           | % of solid waste collected against generated (%)  | 100           |
| d.           | Marks self-assigned as per guidance document (unit)   | 10            |
| Component 1b | % of solid waste processed against generated  |               |
| a.           | Total Solid Waste generated (Tonnes/day)  | 290           |
| b.           | Total Solid waste processed (tonnes/day)  | 0             |
| c.           | % of solid waste processed against generated (%)  | 0             |
| d.           | Marks self-assigned as per guidance document (unit)   | 0             |
| Component 1c | % of Installed capacity to process the generated waste against required to process 100% waste generated |               |
| a.           | Installed Capacity to process the generated waste (Tonnes/day)  | 300 (Propose) |
| b.           | Capacity required to process the 100% waste generated (Tonnes/day)                                      | 300 (Propose) |
| c.           | % of Installed capacity to process the generated waste against required to process 100% waste generated | 100           |
| d.           | Marks self-assigned as per guidance document (unit)   | 5             |
| Component 1d | % of legacy waste processed against existing total legacy waste   |               |
| a.           | Total Legacy Waste existing (Tonnes/day)  | 102062.88     |
| b.           | Total Legacy waste processed (tonnes/day)   | 54031.44      |
| c.           | % of legacy waste processed against existing (%)  | 50%           |
| d.           | Marks self-assigned as per guidance document (unit)   | 3             |
| Component 5  | Ban on burning of solid waste enforced  |               |
| a.           | No. of complaints of waste burning in PGRS in the entire year   | 4             |
| b.           | Marks self-assigned as per guidance document (unit)   | 4             |
| Component 6  | % of plastic waste collected against generated  |               |
| a.           | Total Plastic Waste generated (Tonnes/day)  | 15            |
| b.           | Total Plastic waste collected (tonnes/day)  | 15            |
| c.           | % of Plastic waste collected against generated (%)  | 100           |
| d.           | Marks self-assigned as per guidance document (unit)   | 5             |

|             |   |
|-------------|---|
| Signature   |  |
| Name        | Shri. Uday Patil  |
| Designation | Asst. Commissioner<br>Health  |

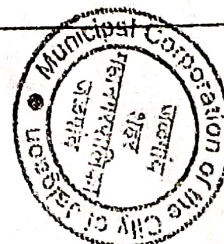


**Signed Declaration Form by UIB for Swachh Vayu Sarvekshan 2024-25**

| 2. Measures to abate Road Dust |   | Value  |
|--------------------------------|---|--------|
| Component 2a                   | % of all types of roads maintained/pothole free road  |        |
| a.                             | Total no. of roads  | 435    |
| b.                             | Total no. of roads maintained/pothole free  | 370    |
| c.                             | % of all types of roads maintained/pothole free road  | 85%    |
| d.                             | Marks self-assigned as per guidance document (unit)   | 10     |
| Component 2b                   | % of pavements made against total length of road shoulders  |        |
| a.                             | Total length of road shoulders (km)   | 385    |
| b.                             | Total length of pavements made (km)   | 312    |
| c.                             | % of pavements made against total length of road shoulders (%)  | 81%    |
| d.                             | Marks self-assigned as per guidance document (unit)   | 7.50   |
| Component 2c                   | % of paved (metalled/concrete/blacktopped) roads against total length of roads  |        |
| a.                             | Total length of roads (km)  | 720.90 |
| b.                             | Total length of paved (metalled/concrete/blacktopped) road (km)   | 585.60 |
| c.                             | % of paved (metalled/concrete/blacktopped) roads against total length of roads  | 81%    |
| d.                             | Marks self-assigned as per guidance document (unit)   | 15     |
| Component 2d                   | % of area covered by greenbelt against total area/ road length to be greened including along road side and on dividers    |        |
| a.                             | Total area/road length to be greened including along road side and on dividers (km)                                       | 12.50  |
| b.                             | Total area covered by greenbelt (km)  | 10.25  |
| c.                             | % of area covered by greenbelt against Total area/road length to be greened including along road side and on dividers (%) | 82%    |
| d.                             | Marks self-assigned as per guidance document (unit)   | 2.50   |
| Component 2e                   | % of road length swept including through mechanical road sweepers   |        |
| a.                             | Total road length (km)  | 720.90 |
| b.                             | Total road length swept including through mechanical road sweepers (km)   | 324.35 |
| c.                             | % of road length swept including through mechanical road sweepers (%)   | 45%    |
| d.                             | Marks self-assigned as per guidance document (unit)   | 3      |

|             |   |
|-------------|---|
| Signature   |  |
| Name        | R. T. Patil   |
| Designation | City Engineer   |


**City Engineer**  
Jalgaon Municipal Corporation City of Jalgaon




9

## Signed Declaration Form by ULB for Swachh Vayu Sarvekshan 2024-25


| 3 Measures to abate dust from Construction and Demolition waste (C&D) |   | Value |
|---|---|-------|
| <b>Component 3a</b>   |   |       |
|   | % of C&D waste collected against generated                                |       |
| a.  | Total C&D waste generated (Tonnes/day)                                    | 25.20 |
| b.  | Total C&D waste collected (tonnes/day)                                    | 16.38 |
|   | % of C&D waste collected against generated (%)                            | 65%   |
|   | Marks self-assigned as per guidance document (unit)                       | 1.60  |
| <b>Component 3b</b>   |   |       |
|   | % of C&D processed against generated                                      |       |
| a.  | Total C&D Waste generated (Tonnes/day)                                    | 25.20 |
| b.  | Total C&D waste processed (tonnes/day)                                    | -     |
| c.  | % of solid waste processed against generated (%)                          | -     |
| d.  | Marks self-assigned as per guidance document (unit)                       | NIL   |
| <b>Component 3c</b>   |   |       |
|   | % of C&D Utilised against generated                                       |       |
| a.  | Total C&D Waste generated (Tonnes/day)                                    | 25.20 |
| b.  | Total C&D Waste utilised (Tonnes/day)                                     | 25.20 |
| c.  | % of C&D utilised against generated                                       | 100%  |
| d.  | Marks self-assigned as per guidance document (unit)                       | 2     |
| <b>Component 3d</b>   |   |       |
|   | % of sites where the guidelines for dust mitigation were complied         |       |
| a.  | Total no. of sites  | 598   |
| b.  | Total no. of sites where the guidelines for dust mitigation were complied | 489   |
| c.  | % of sites where the guidelines for dust mitigation were complied (%)     | 82%   |
| d.  | Marks self-assigned as per guidance document (unit)                       | 4     |

|             |   |
|-------------|---|
| Signature   |  |
| Name        | R.T. Patil  |
| Designation | City Engineer<br>Jalgaon Municipal Corporation City of Jalgaon                      |



Signed Declaration Form by District Supply Office (DSO)/ULB for  
Swachh Vayu Sarvekshan 2024-25


| 4. Measures to abate Vehicular Emissions |   | Value |
|--|---|-------|
| Component 2                              | No. of fuel stations inspected for fuel adulteration      |       |
| a.                                       | Total no. of fuel stations                                | 347   |
| b.                                       | Total no. of fuel station inspected for fuel adulteration | 347   |
| c.                                       | % of fuel station inspected for fuel adulteration         | 100%  |
| d.                                       | Marks self-assigned as per guidance document (unit)       | 5     |

|             |  |
|-------------|--|
| Signature   |  |
| Name        | Pankaj Gosavi  |
| Designation | उप आयुक्त<br>जळगाव शहर महानगरपालिका<br>जळगाव   |

# Signed Declaration Form by RTO for Swachh Vayu Sarvekshan 2023

| 4. Measures to abate Vehicular Emissions   |   | Value     |
|--|---|-----------|
| <b>(a) Monitoring of PUC for vehicles and data on compliances, number of vehicles monitored vis-a-vis registered vehicles.</b> |   |           |
| Component 1a   | Adequate number of PUC testing centre   |           |
| a.   | Total no. of vehicles   | 2,73,712  |
| b.   | Total no. of PUC centres  | 21        |
| c.   | No. of PUC centre per 1,00,000 vehicles   | 7         |
| d.   | Marks self-assigned as per guidance document (unit)                                       | 5         |
| Component 1b   | % of PUC testing centre integrated with centralized server                                |           |
| a.   | Total no. of PUC testing centre   | 21        |
| b.   | Total no. of PUC centre integrated with centralized server                                | 21        |
| c.   | % of PUC centre integrated with centralized server (%)                                    | 100       |
| d.   | Marks self-assigned as per guidance document (unit)                                       | 5         |
| Component 1c   | Registered vehicles with PUC certificate  |           |
| a.   | Total no. of registered vehicles  | 2,73,712  |
| b.   | Total no. of registered vehicles with PUC certificate                                     | 2,73,712  |
| c.   | % of registered vehicles with PUC certificate   | 100       |
| d.   | Marks self-assigned as per guidance document (unit)                                       | 10        |
| Component 2  | Public transport infrastructure (per 1L population)                                       |           |
| a.   | Total no. of public buses 50 - E. buses, PM BUS BVA 50 (process)                          |           |
| b.   | Total population of the city  | 6.10 Lacs |
| c.   | No. of buses per 1 Lakh population  | 8         |
| d.   | Marks self-assigned as per guidance document (unit)                                       | 0         |
| Component 4  | E-mobility- registered vehicles (e-buses, 3wheelers, 2 wheelers, 4 wheelers etc.)         |           |
| a.   | Total no. of registered vehicles  | 2,73,712  |
| b.   | Total no. of E-mobility registered vehicles (e-buses, 3 wheelers, 2 wheelers, 4 wheelers) | 7,593     |
| c.   | % of E-mobility registered vehicles (%)   | 2.77%     |
| d.   | Marks self-assigned as per guidance document (unit)                                       | 7.5       |


Asst. C  
JME  
Ganesh C

|             |   |
|-------------|---|
| Signature   |  |
| Name        | Pravin S. Bagade  |
| Designation | ASST. R.T.O   |



Signed Declaration Form by SPCB for Swachh Vayu Sarvekshan 2024-25


| 5. Measures to abate emissions from Industries |   | Value  |
|--|---|--------|
| Component 5a                                   | % of Online Continuous Emission Monitoring Systems (OCEMS) installed in industries against total no. of 17 Red category of industries                           |        |
| a.   | Total no. of 17 Red category Industries   | 11     |
| b.   | Total no. of 17 red category industries having online continuous emission monitoring systems (OCEMS)  | 11     |
| c.   | % of industries having online continuous emission monitoring systems (OCEMS) against 17 Red category of industries  | 100%   |
| d.   | Marks self-assigned as per guidance document (unit)   | 10     |
| Component 5b                                   | % of industries complying with emission norms against total no. of industries   |        |
| a.   | Total no. of Industries   | 235    |
| b.   | Total no. of industries complying with emission norms   | 224    |
| c.   | % of industries complying with emission norms   | 97.46% |
| d.   | Marks self-assigned as per guidance document (unit)   | 20     |
| Component 3                                    | % of Industries shifted to clean fuel against total no. of industries (clean fuel can be described as natural gas, PNG/LNG, LPG, Bio-gas, Propane, Butane, etc) |        |
| a.   | Total no. of industries   | 240    |
| b.   | Total no. of industries shifted to clean fuel (clean fuel can be described as natural gas, PNG/LNG, LPG, Bio-gas, Propane, Butane, etc.)                        | 155    |
| c.   | % of Industries shifted to clean fuel against total no. of industries   | 65%    |
| d.   | Marks self-assigned as per guidance document (unit)   | 4      |

|             |  |
|-------------|--|
| Signature   |  |
| Name        | Karan Singh Rajput   |
| Designation | Sub-Regional officer<br>MPC Board, Jalgaon.  |

उप प्रदेशिक कार्यालय  
म.प.नि.मंडळ, जळगाव  
म.प.नि.मंडळ, जळगाव


Signed Declaration Form by Electricity Board for Swachh Vayu  
Sarvekshan 2024 - 25

| Measures to abate Other Emissions |   | Value  |
|-----------------------------------|---|--------|
| Component 1                       | Electricity Supply                                  |        |
| 1.                                | No. of hours of electricity supply                  | 24 X 7 |
| 2.                                | Marks self-assigned as per guidance document (unit) | 7.5    |

|             |  |
|-------------|--|
| Signature   |                   |
| Name        | D. N. Sali   |
| Designation | <b>Executive Engineer</b><br><b>M.S. Elect, Distr. Co. Ltd.</b><br><b>U &amp; R Division Jalgaon</b> |

## Signed Declaration Form by ULB for Swachh Vayu Sarvekshan 2024-25

| 6. Measures to abate Other Emissions |   | Value  |
|--------------------------------------|---|--|
| Component a                          | % of houses covered under LPG/PNG scheme  |  |
| a.                                   | Total no. of Houses   | 92870  |
| b.                                   | Total no. of houses covered under LPG/PNG scheme  | 92870  |
| c.                                   | % of houses covered under LPG/PNG scheme  | 100%   |
| d.                                   | Marks self-assigned as per guidance document (unit)   | 7.50   |
| Component b                          | % of brick kilns shifted to zigzag including within 10 km from sides of the ULB limits                      |  |
| a.                                   | Total no. of brick kilns  | } NO BRICK kilns<br>within Jalgaon M.C. limits |
| b.                                   | Total no. of brick kilns shifted to zigzag including within 10km from sides of the ULB limits               |  |
| c.                                   | % of brick kilns shifted to zigzag including within 10km from sides of the ULB limits                       |  |
| d.                                   | Marks self-assigned as per guidance document (unit)   | 7.75   |
| Component d                          | Public Grievances Redressal System (PGRS) % Of air pollution related complaints resolved against registered |  |
| a.                                   | No. of air pollution related complaints registered in PGRS  | 3  |
| b.                                   | No. of air pollution related complaints resolved  | 3  |
| c.                                   | % of air pollution related complaints resolved against registered   | 66%  |
| d.                                   | Marks self-assigned as per guidance document (unit)   | 6  |

|             |   |
|-------------|---|
| Signature   |  |
| Name        | Shri. Panbaj Gosavi   |
| Designation | उप आयुक्त<br>जळगांव शहर महानगरपालिका<br>जळगांव  |






# Signed Declaration Form by UII & SPCB for Swachh Vayu Sarvekshan

2024-25


| 7            | IEC activities/ Public awareness   | Value                  |
|--------------|--|------------------------|
| Component 7a | Advertisements on Dos and Don'ts on social media, each on twitter, Facebook, Instagram, and also permanent display on departments websites |                        |
| a.           | Total no. of ads per month   | 10                     |
| b.           | Marks self-assigned as per guidance document (unit)  | 0.60                   |
| Component 7b | % of houses covered for Door to door campaign (segregation of waste at source etc)   |                        |
| a.           | Total no. of houses  | 134721                 |
| b.           | Total no. of houses covered for door to door campaign (segregation of waste at source etc)   | 134721                 |
| c.           | % of houses covered for door to door campaign (segregation of waste at source etc)   | <del>134721</del> 100% |
| d.           | Marks self-assigned as per guidance document (unit)  | 2                      |
| Component 7c | % of schools covered out of all schools for awareness programmes   |                        |
| a.           | Total no. of schools   | 210                    |
| b.           | Total no. of schools covered for awareness programmes  | 60                     |
| c.           | % of schools covered out of all schools for awareness programmes   | 28%                    |
| d.           | Marks self-assigned as per guidance document (unit)  | 0.80                   |

|             |   |
|-------------|---|
| Signature   |  |
| Name        | Shri. Panbaj Gosavi   |
| Designation | उप आयुक्त<br>जळगांव शहर महानगरपालिका<br>जळगांव                                      |



igned Declaration Form by ULB & SPCB for Swachh Vayu Sarvekshan  
2024

| 8. Improvement in PM10 concentrations |   | Value |
|---------------------------------------|---|-------|
| Component 1                           | Improvement in PM 10 concentration (Integrated value of NAMP & CAAQMS year on year basis i.e improvement in past 1 year. * (NAAQS- National Ambient Air Quality Standards for PM10 = 60µg/m3) |       |
| a.                                    | Integrated value of NAMP & CAAQMS for PM10 in previous year to the assessment year  | 97    |
| b.                                    | Integrated value of NAMP & CAAQMS for PM10 in the assessment year   | 95    |
| c.                                    | Improvement in PM10 concentration in 1 year or meeting NAAQS target   | 2.06% |
| d.                                    | Marks self-assigned as per guidance document (unit)   | 0     |

|             |  |
|-------------|--|
| Signature   |  |
| Name        | Karansingh Rajput  |
| Designation | Sub-Regional officer<br>MPC Board, Jalgaon   |

